






# Spoken Course Part 2

Live Course by Ishita Mam

## **PART 2**

### **English Spoken Practice Course**

#### **Course Highlights:**

-  **10 Live Spoken Class**
-  **Class Notes (PDF)**
-  **QUIZ after Every Class**
-  **Unlited Practice using APP**
-  **Doubt Clearing Support**



**By Ishita Ma'am**

## Class Topic:

Day 6 - सहकर्मी को पिकनिक के बारे में बताना



**PART 2** **English Spoken Practice Course**

**DAY 6 : Situation**

**सहकर्मी को पिकनिक के बारे में बताना**

**Ishita Ma'am**

**Learn with Namaste English App**

 नमस्ते! english

## Introduction

In this lesson we'll learn about an everyday conversation between two friends about weather. In this lesson we will talk about a conversation centred around a situation " सहकर्मी को पिकनिक के बारे में बताना ". This class we will cover scenario where OM (character) will talk to a colleague.

## Learning Objective:

The learning objective of this lesson would be making sentences for a situation " सहकर्मी को पिकनिक के बारे में बताना ". The objectives are as follows:

- Learn to make new sentences around this situation
- Learn and practice basic grammar to form correct sentences
- Learn every days words around this situation and their usages
- Learn and practice daily phrases around this situation and their usages

## Sentences to be covered:

### Basic conversation around the situation

- OM: Hello! Can I talk to Ajay?.  
(हेलो! क्या मैं अजय से बात कर सकता हूँ?)
- Colleague\_Mother: Yes! Who is there?  
(हाँ! आप कौन?)
- OM: This is Om, Ajay's colleague.  
(मैं अजय का सहकर्मी ओम हूँ।)
- Colleague\_Mother: Please hold on?  
(कृपया होल्ड करिए।)
- Colleague: Hi Om! How are you?  
(हाय ओम! कैसे हो?)
- OM: I am fine. Why have you not come to office today??

- (मैं ठीक हूँ। आज तुम कार्यालय क्यों नहीं आए?)
- Colleague: I had some personal work. Did something happened in office?  
(मेरा कुछ निजी काम था। क्या कार्यालय में कुछ हुआ है?)
- OM: No, nothing. There's a good news. Our manager has announced one day picnic on this Saturday. All are going. Are you also coming?  
(नहीं। एक अच्छी खबर है। हमारे प्रबंधक ने इस शनिवार को एक दिन की पिकनिक की घोषणा की है। सभी जा रहे हैं। तुम भी आ रहे हो ना?)
- Colleague: Where are we going?  
(हम कहाँ जा रहे हैं?)
- OM: It's Sariska Tiger Resort. Early morning we will start from here and late evening we will come back. Sunday we can take rest.  
(सरिस्का टाइगर रिसोर्ट। सुबह हम यहाँ से जल्दी निकलेंगे और देर शाम वापस आ जाएंगे। रविवार हम आराम कर सकते हैं।)
- Colleague: It would be really exciting. Meeting all the colleagues and away from this hectic city life for a day seems to be an exciting prospect.  
(यह वास्तव में रोमांचक होगा। एक दिन के लिए इस शहर के व्यस्त जीवन से दूर और सभी सहयोगियों के साथ एक उत्साहजनक बात लगती है।)
- OM: You have to come by 7 a.m.  
(तुम्हें 7 बजे सुबह तक आना होगा।)
- Colleague: Ok. Sure.

(ठीक है। ज़रूर।)

OM:

Ok! See you on Saturday. Bye.

(ठीक है! शनिवार को मिलते हैं। अलविदा)

## Daily Life Words you will learn:

- Option विकल्प
- Choice पसंद/विकल्प
- Select चुनना/पसंद करना
- Choose चुनना/पसंद करना
- Another कोई दूसरा/दूसरा कोई
- Noob नौसिखिया
- Victim शिकार होना
- Boycott बहिष्कार करना
- During के दौरान मे/के समय मे
- Depression अवसाद/उदासी/ग्लानि

## Note for Students:

Please make new sentences using these words first in Hindi and then translate into English. Make sure you use these new sentences while your daily conversation.

## Grammar you will learn:

Adverbs (ending with 'ly')

## Some daily usages phrase with example:

- No, Not At All - नहीं, कभी नहीं |
- Yes, by All Means - हाँ जरूर |
- Nothing Special - कोई खास बात नहीं |
- Long Time No See - बहुत दिन से देख नहीं |
- That IS Too Much - बहुत है |

## Phases for Practice

Please make new sentences using these phrases, first in Hindi and then translate into English. Make sure you use these new sentences while your daily conversation.

English Phrase	Hindi Meaning	Sentence
बदले में लेना देना	Trade in	
फायदा उठाना	Trade on	
पहन कर देखना	Try on	
जाँच के लिए चलाकर देखना	Try out	

## Assignment for Practice: Translate into English

- दिल पे मत लो।
- जूते उतार लो।
- शर्ट पहन लो।
- रोटी कैसे बनायें ?
- दोबारा कब मिलेंगे?

## About course

**Name:** Part 2 - English Spoken Practice Course with Namaste English App

**Teacher:** IshitaMam

**Online Link:** On Namaste English Android App at  
<https://namasteenglish.page.link/hp>

After installing app, click on website link:  
<https://hinkhoj.com/namaste-english/ne-courses-7a52f428a78142089619e98b4747c2d7.html>

**Price :** Course is available only to UNLIMITED Account users of Namaste English app. To get UNLIMITED Account, click on  
<https://namasteenglish.page.link/unlimited-account>